



# FenceLab

PERIMETER ARCHITECTURE

# THE PRESLEY

The elements of great design are analysed, balanced and fused together to create fence and gate architecture that meets the essential equation of style, security and safety.






# THE PRESLEY


ALUMINIUM MODERN PANEL



1.5mH Panel




1.0mH Panel



1.2mH Panel



Square pickets and alternating geometric patterns give The Presley a modern look. The design is Pool safety compliant at 1.2m high and Balustrade compliant at 1.2m post centers with PS1 certificates available on the website.



Brackets

### TECHNICAL SPECIFICATIONS

- **Width** : 2.303m
- **Rails** : Aluminium 38x25mm RHS
- **Pickets** : Aluminium 19X19mm SHS with 106mm centres
- **Balustrade** : 1.1m wide and should be installed with a 65 SHS post.



### THE PRESLEY GATE DESIGN

STYLE + VERSATILITY + DURABILITY

Type	Width
Pedestrian Gate	950mm
Swing Gate	< 4m Leaf
Sliding Gate	< 6m Opening
Cantilever Gate	< 6m Opening



Ped Gate

Panel

Slider Gate

**Custom design The Presley panels and gates can be made to your specification.**  
**Powder coating available. See our FenceLab's standard powdercoating colours catalogue.**

**FENCELAB**

0800 336 2369

hello@fencelab.com

www.fencelab.com

---

**NORTH AUCKLAND**

BRANCH

20 Anvil Road, Silverdale Auckland 0932

---

**SOUTH AUCKLAND**

BRANCH

20 Kerwyn Ave, East Tamaki Auckland 2013



**FenceLab**

PERIMETER ARCHITECTURE

