



FenceLab

P E R I M E T E R A R C H I T E C T U R E

THE CHIEFS


The elements of great design are analysed, balanced and fused together to create fence and gate architecture that meets the essential equation of style, security and safety.






THE CHIEFS

HDG SECURITY PANEL



1.8mH / 2.1mH Spike Top Panel



1.2mH / 1.5mH Flat Top Panel



1.7mH / 2.0mH Rod Top Panel



The durability and strength of hot dip galvanised tubular steel with sharp pressed steel spears make The Chiefs panel range ideal for industrial and commercial security applications.



Choose from flat top in the shorter panels or rod top in the taller panels for a strong hard wearing panel for walkways and cycle paths.



Rod Top

Spike Top

TECHNICAL SPECIFICATIONS


- **Width** : 2.386m
- **Rails** : HDG Steel 30x30mm SHS
- **Pickets** : HDG Steel 16mm CHS with 116mm centers
- **Fixings** : HDG Steel tube brackets and security fasteners included.



THE CHIEFS GATE DESIGN

SECURITY + VERSATILITY + DURABILITY

Type	Width
Pedestrian Gate	< 1.0m Leaf
Swing Gate	< 5m Leaf
Sliding Gate	< 8m Opening
Cantilever Gate	< 7m Opening



Ped Gate

Panel

Swing Gate

Custom design The Chiefs panels and gates can be made to your specification. Powder coating available. See our FenceLab's standard powdercoating colours catalogue.

FENCELAB

0800 336 2369

hello@fencelab.com

www.fencelab.com

NORTH AUCKLAND

BRANCH

20 Anvil Road, Silverdale Auckland 0932

SOUTH AUCKLAND

BRANCH

20 Kerwyn Ave, East Tamaki Auckland 2013



FenceLab

PERIMETER ARCHITECTURE

